

Compact Crawler Excavator

OPERATING WEIGHT	27,558 - 28,219 lbs (12,500 - 12,800 kg)
NET ENGINE POWER	94 hp (64 kW)
MAX DIG DEPTH	15' 4" (4.67 m)
MAX REACH	27' 2" (8.28 m)



COMPACT CRAWLER EXCAVATOR
TC125

Operating Data, Standard Equipment

Operating weight (rubber crawlers)	27,558 lb (12,500 kg)
Operating weight (steel crawlers)	28,219 lbs (12,800 kg)
Overall length (travel position)	15' 4" (4.7 m)
Overall height (travel position)	18' 7" (5.7 m)
Total length (transport position)	23' 8" (7.3 m)
Total height (top of cab)	9' 5" (2.9 m)
Total width with dozer blade	8' 2" (2.5 m)
Ground clearance	16" (420 mm)
Uppercarriage tailswing	4' 5" (1.4 m)
Working envelope, 180°	12' 10" (3.9 m)
Working envelope, 360°	17' 2" (5.2 m)
Bucket digging force (SAE J 1179)*	18,338 lbs (81,500 N)
Stick digging force (SAE J 1179)*	13,725 lbs (61,000 N)
Ground pressure (rubber crawlers)	6.1 psi (0.43 daN/cm ²)
Ground pressure (steel crawlers)	6.3 psi (0.44 daN/cm ²)

*Standard equipment, may vary with different bucket.

Specifications

Engine

Manufacturer, model	Deutz, BF 4 M 2012
Type	4-cylinder, turbocharged diesel engine
Combustion	4-stroke, direct injection
Displacement	246 in ³ (4.0 L)
Net power rating at 2,100 rpm (SAE J 1349)	94 hp (69 kW)
Cooling system	Water

Electrical System

Nominal voltage	12 V
Battery	12 V / 135 Ah / 600 A

Power Transmission

Hydrostatic drive with reduction gear. Gear-integrated multi-disc brake acting as parking brake, automatic hydraulically bled; 2-stage variable displacement motor, full power shift. Two speed ranges:

Travel speed forward/reverse	0 – 1.7 mph (0 – 2.7 km/h) 0 – 3.4 mph (0 – 5.4 km/h)
------------------------------	--

Gradeability	> 60%
--------------	-------

Drawbar pull	18,450 lbs (82 kN)
--------------	--------------------

Travel motion alarm (acoustic signal) as standard fitting

Undercarriage

Maintenance-friendly crawler-type undercarriage with triple grouser plates or rubber crawlers. Idler suspension with hydraulic crawler tensioning.

Rubber crawlers	20" (500 mm)
-----------------	--------------

Steel crawlers	20" (500 mm)
----------------	--------------

Total length (sprocket/idler)	8' 6" (2.6 m)
-------------------------------	---------------

Total length	10' 10" (3.3 m)
--------------	-----------------

Dozer Blade

Independent from drive train, sensitive control via hand lever, float position.

Width	8' 2" (2.5 m)
-------	---------------

Cut below ground	16" (400 mm)
------------------	--------------

Lift above ground	20" (500 mm)
-------------------	--------------

Slope angle	35°
-------------	-----

Steering

Independent control of crawlers and counter rotation sensitive servo-control via pilot-operated foot pedals combined with hand levers.

Swing System

Hydrostatic drive with 2-stage planetary gear and axial piston fixed displacement motor also acting as a low maintenance break. In addition, an automatically controlled spring-loaded multi-disc brake acts as a parking brake when the pilot control lever is in neutral position.

Swing speed	0 – 9 rpm
-------------	-----------



Fluid Capacities

Fuel tank	50 gal (190 L)
Hydraulic system (including tank)	37 gal (140 L)

Hydraulic System

Working hydraulics: Axial piston pump with load-sensing, coupled with a load-independent flow division (LUDV). Simultaneous, independent control of all movements. Sensitive maneuvers irrespective of loads.

Pump capacity	42 gpm (158 Lpm)
---------------	------------------

Maximum working pressure	5,075 psi (350 bar)
--------------------------	---------------------

Dual gear pump for all positioning and swing movements. Pressure cut-off valve for sensitive and energy-saving swing movements.

Pump capacities	11 + 9.5 gpm (41.4 + 36 Lpm)
-----------------	------------------------------

Maximum working pressure	3,335 psi (230 bar)
--------------------------	---------------------

Control circuit for work attachments:

Pump capacity	adjustable
---------------	------------

Maximum working pressure	5,075 psi up to (350 bar)
--------------------------	---------------------------

Two servo-assisted four way control levers for excavator operations.

Knickmatik®

Boom offset to provide lateral parallel adjustment at full digging depth.

Angle of artic./ lateral adjustment left	55°/2' 8" (55°/ 855 mm)
--	-------------------------

Angle of artic./ lateral adjustment right	55°/3' 3" (55°/ 995 mm)
---	-------------------------

Cab

Sound-insulated, full-vision steel cab. Safety glass windows. Thermo windows tinted in green. Left-hand outside rear-view mirror. Cab heating through hot water heat exchanger and separate windshield defroster. Pneumatically cushioned comfort seat with armrests, longitudinal, height, and backrest adjustments. Operator control levers adjustable in longitudinal position. Instrument panel that contains three gauges and six warning lights.

Working floodlight Halogen H-3.

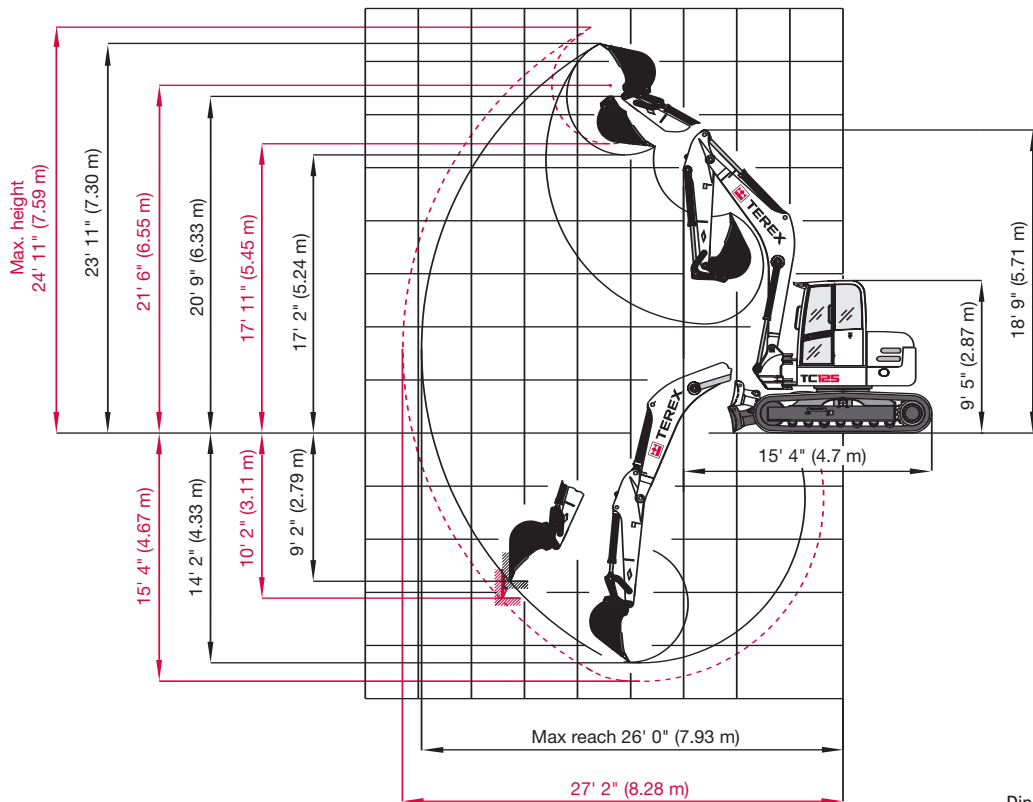
Noise emission ambience LWA	103 dB (A)
-----------------------------	------------

Noise emission cab LpA	80 dB (A)
------------------------	-----------

Measured in dynamic measuring cycle (EEC-directive 2000/14).

* Optional FOPS approved skylight guard available.

Working Ranges & Dimensions



*All dimensions are based on undercarriage with rubber crawlers.

Dipperstick 79" (2.0 m)
Dipperstick 93" (2.35 m)

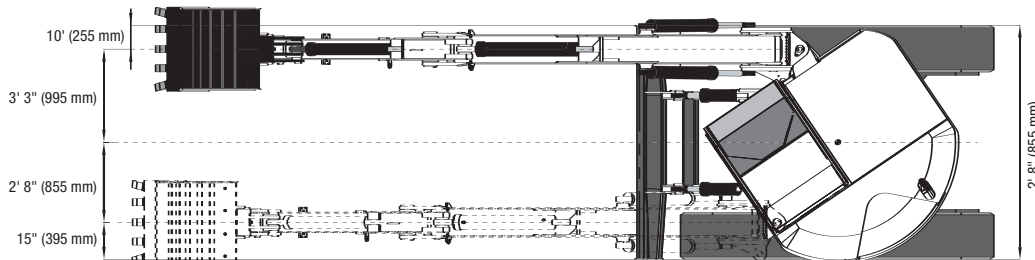
Lifting Capacities: 79" (2.0 m) Dipperstick

Unit: x 1,000 lbs (Metric tons)	Load radius from the center of the ring gear									
	10' 6" (3.2 m)		13' 1" (4.0 m)		16' 5" (5.0 m)		19' 8" (6.0 m)		21' 8" (6.6 m)	
Bucket hinge pin height	End	Side	End	Side	End	Side	End	Side	End	Side
9' 10" (3.0 m)										
Supported by blade	10.6 (4.80)	4.5 (2.06)	7.9 (3.58)	7.4 (3.36)	6.7 (3.02)	5.0 (2.28)	6.1 (2.78)	3.7 (1.70)	12.5 (5.68)	3.3 (1.48)
Traveling	6.9 (3.15)	—	7.8 (3.53)	7.2 (3.28)	5.1 (2.32)	5.0 (2.26)	4.5 (2.03)	3.7 (1.69)	3.0 (1.37)	3.2 (1.46)
4' 11" (1.5 m)										
Supported by blade	15.9 (7.19)	8.6 (3.90)	11.7 (5.32)	6.3 (2.86)	8.6 (3.90)	4.5 (2.03)	7.1 (3.25)	3.5 (1.60)	6.5 (2.93)	3.0 (1.36)
Traveling	10.2 (4.66)	8.4 (3.83)	7.8 (3.53)	4.6 (2.07)	5.7 (2.60)	4.6 (2.07)	4.4 (1.98)	3.6 (1.62)	3.6 (1.65)	2.9 (1.33)
0										
Supported by blade	16.1 (7.30)	8.9 (4.02)	13.0 (5.91)	5.8 (2.65)	10.0 (4.53)	4.4 (1.98)	6.5 (2.87)	3.3 (1.51)	7.1 (3.20)	2.9 (1.32)
Traveling	10.4 (4.70)	8.6 (3.92)	7.1 (3.21)	5.7 (2.59)	5.3 (2.41)	4.3 (1.95)	2.5 (1.14)	3.3 (1.48)	3.6 (1.64)	2.9 (1.30)
- 2' 4" (- 0.7 m)										
Supported by blade	15.0 (6.84)	8.1 (3.67)	14.0 (6.37)	6.0 (2.74)	9.7 (4.40)	4.3 (1.95)	8.1 (3.69)	3.4 (1.52)	7.4 (3.37)	3.0 (1.37)
Traveling	9.8 (4.45)	8.0 (3.62)	7.2 (3.26)	5.8 (2.61)	5.6 (2.34)	4.2 (1.91)	3.9 (1.77)	3.3 (1.50)	3.5 (1.57)	3.0 (1.34)

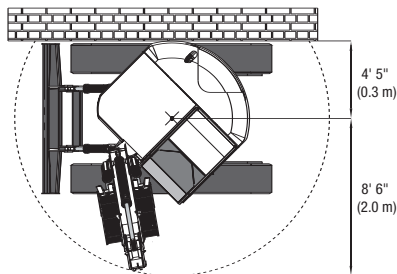
The above loads (all values in lbs x 1,000 resp. metric tons) are in compliance with SAE J 1097. They do not exceed 87% of hydraulic lifting capacity or 75% of tipping capacity. In each case, the smaller value is indicated. All values were determined with load hook. In the event of an attached bucket the difference weights bucket minus load hook must be deducted from the permissible payloads. When used for crane operations, excavators must be equipped with hose-rupture safety valves and overload warning device. Working equipment: Rubber crawlers, dipperstick 79" (2.0 m).

Compact Crawler Excavator TC125

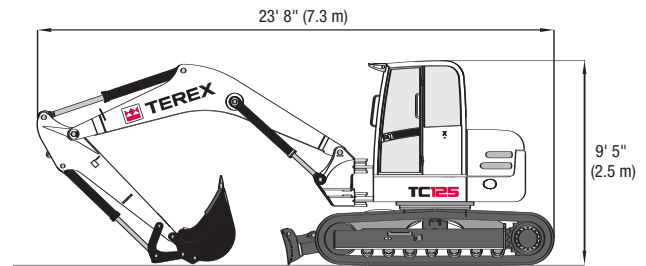
Excavation within the Entire Machine Width - No Repositioning of Machine



Swing Circle - Top View



Transporting Position



Optional Accessories

Mechanical quick-coupler system for work tools (QMH)	
Hydraulic quick-attach system	
Dipperstick	79" (2.0 m)
Additional control circuit for hydraulic hammer	
Quick-change adapter for hydraulic hammer	
FOPS skylight guard	
Hose rupture safety valves for intermediate boom/dipperstick	
Filling with biodegradable hydraulic oil, ester-based V168	
Electrical tank refueling pump	
Set of working floodlights (cab-mounted, front & rear)	
Immobilizer (anti-theft device)	

Crawler-type Options

Steel Crawlers	24" (600 mm), 28" (700 mm), 32" (800 mm)
Rubber Crawlers	20" (500 mm)

Bucket Options

Pin-on Style / Quick Coupler	Capacity cu. yd.	(Liters)
18" (450 mm) H.D. Bucket	0.34	260
24" (600 mm) H.D. Bucket	0.50	382
30" (760 mm) H.D. Bucket	0.66	505
36" (900 mm) H.D. Bucket	0.83	635
54" (1,370 mm) Ditch-cleaning Bucket	0.83	635
48" (1,220 mm) Tilt-Bucket (45 degree rotation)	0.70	535

Hydraulic Hammer

Sound insulated. Tools: Moil point or chisel point



Terex Construction Americas

8800 Rostin Road
Southaven, MS 38671
USA

TEL 662-393-1800
SALES 866-837-3923
PARTS & TECH SUPPORT 888-201-6008
FAX 662-393-1700
EMAIL sales@terexca.com
WEB terexca.com

For more information, product demonstration, or details on purchase, lease and rental plans, please contact your local Terex Distributor.

Effective Date: May 1, 2007. Product specifications and prices are subject to change without notice or obligation. The photographs and/or drawings in this document are for illustrative purposes only. Refer to the appropriate Operator's Manual for instructions on the proper use of this equipment. Failure to follow the appropriate Operator's Manual when using our equipment or to otherwise act irresponsibly may result in serious injury or death. The only warranty applicable to our equipment is the standard written warranty applicable to the particular product and sale and Terex makes no other warranty, express or implied. Products and services listed may be trademarks, service marks or trade-names of Terex Corporation and/or its subsidiaries in the USA and other countries and all rights are reserved. Terex® is a registered trademark of Terex Corporation in the USA and many other countries. Copyright © 2007 Terex Corporation.